



# Slip On Exhaust Instructions

---

**For Models:** Sportsman® 400 (2004-2014), Sportsman® 500 (2002-2013)

## Removal

1. Remove the **Nuts, Carriage Bolts** and **Grommets** from the **Stock Silencer**.
2. Using a Spring Puller or a Long Piece of Electrical Wire (recommended), remove (2) **Springs** holding the **Silencer** to the **Head Pipe**. Remove the **Silencer**.
3. Remove the **Silencer Bracket Bolts** and **Bracket**.
4. Remove the **Left-Rear-Sub-Frame-Bolt**.

## Installation




1. Check the original gasket for wear or damage. Replace if necessary.
2. Position the **HMF Slip On** so the **Mounting Brackets** line up with the **Rear-Most-Sub-Frame-Bolt-Holes**, and the **Inlet** lines up with the **Head Pipe**. (See Figure #1)
3. Use the original bolts to mount the **Silencer** to the **Sub-Frame**.
4. Using a spring puller or a long piece of electrical wire (recommended), install the (2) **Supplied Springs** at the **Inlet-to-Head-Pipe-Joint**.
5. Inspect all areas around the exhaust for proper clearance with hoses, plastics, etc. Adjust as necessary.

### **HMF Turn Down Installation** (See Figure #2)



1. Remove the (4) **Allen Head Bolts** from the **Swamp End Cap** and remove the **End Cap**.
2. Slide the **Swamp Turn Down Adapter Tube** through the **End Cap** so the **flanged end** will butt up to the **Silencer**.
3. Replace the **End Cap** (with adapter tube) and (4) **Allen Head Bolts**.
4. Slide the **Clamp** over the **Turn Down** and slide the **Turn Down** over the **Adapter Tube**.
5. Tighten the **Clamp**.

**Note:** HMF will not be held responsible for damages caused by improper installation.

## Hardware

-  (1) 400005 - 90005100C
  -  (1) 400253 - Outlet | Turn Down Snorkel
- Stainless
-  (1) 6950096 - Spark Arrester | 2 in Standard

Assembly

-  (2) 400076 - Spring(s) - Long Neck
-  (1) 400189 - Turn Down - Adapter - 2-1/2 in

\*Click thumbnails to enlarge

Figure #1



Figure #2



(1) 90005100C



(1) Outlet | Turn Down Snorkel Stainless



(1) Spark Arrester | 2 in Standard Assembly



(2) Spring(s) - Long Neck



**(1) Turn Down - Adapter -  
2-1/2 in**

